




How to Draw Baboo



1. Start with a circle.




2. Then add his fluffy body.




3. Next draw in face details and antennae.



4. Don't forget his stripes!



5. Add in arms and legs.



6. Last but not least - wings!

ISBN: 978-1-91539-504-7 Illustrations © Aysha Tengiz

